





































12 100m Individual Medley Men Final

























Official

























13yrs NZR	13yrs NZR	1:01.46	2006-08-27	Mitchell Donaldson AK
14yrs NZR	14yrs NZR	58.70	2021-08-17	Kevin Zhang AK
15yrs NZR	15yrs NZR	56.33	2023-08-08	Jacob Story AK
16yrs NZR	16yrs NZR	56.31	2013-10-02	Wilrich Coetzee AK
17yrs NZR	17yrs NZR	54.61	2008-04-12	Daniel Bell AK
18yrs NZR	18yrs NZR	54.20	2008-12-11	Daniel Bell AK
Open NZR	Open NZR	52.73	2020-10-08	Brad Ashby AK

























Total

























Rank	Competitor	Age	Club	RT	PTS	Result
1	 Muchirahon...	16	 John Paul ...			56.28 16yrs NZR Entry: 56.42 -0.14
	25m:		50m: 25.46 (25.46)			
	75m:		100m: 56.28 (56.28)			
2	 Hardie Orla...	17	 Hamilton B...			57.79 Entry: 57.98 -0.19
	25m:		50m: 26.36 (26.36)			
	75m:		100m: 57.79 (57.79)			
3	 Ireland-Spi...	18	 Paraparau...			58.36 Entry: 58.02 +0.34
	25m:		50m: 26.91 (26.91)			
	75m:		100m: 58.36 (58.36)			
4	 Chen Luoji...	15	 Wellington ...			58.40 Entry: 57.87 +0.53
	25m:		50m: 27.88 (27.88)			
	75m:		100m: 58.40 (58.40)			
5	 Bao Elwin	17	 Rangitoto C...			58.56 Entry: 58.38 +0.18
	25m:		50m: 27.33 (27.33)			
	75m:		100m: 58.56 (58.56)			
6	 Wheeler Ry...	17	 Christ's Col...			58.85 Entry: 59.41 -0.56
	25m:		50m: 27.50 (27.50)			
	75m:		100m: 58.85 (58.85)			

























7	 Gear Isaac	17	 Green Bay ...	59.06	-1.76
				Entry: 1:00.82	
	25m:	50m:	26.28 (26.28)		
	75m:	100m:	59.06 (59.06)		
8	 Humphries ...	16	 Westlake B...	59.10	+0.07
				Entry: 59.03	
	25m:	50m:	26.61 (26.61)		
	75m:	100m:	59.10 (59.10)		
9	 Walker Fra...	17	 Glendowie ...	59.27	+0.95
				Entry: 58.32	
	25m:	50m:	27.64 (27.64)		
	75m:	100m:	59.27 (59.27)		
10	 Coulter Gra...	13	 Rangitoto C...	59.38	13yrs NZR -0.68
				Entry: 1:00.06	
	25m:	50m:	27.17 (27.17)		
	75m:	100m:	59.38 (59.38)		
11	 Walter Matt...	17	 Barker Coll...	59.59	-0.92
				Entry: 1:00.51	
	25m:	50m:	26.98 (26.98)		
	75m:	100m:	59.59 (59.59)		
12	 Glintmeyer ...	14	 Whangapar...	59.76	-2.81
				Entry: 1:02.57	
	25m:	50m:	27.33 (27.33)		
	75m:	100m:	59.76 (59.76)		
13	 Wong Eric	16	 Palmerston...	59.81	+0.65
				Entry: 59.16	
	25m:	50m:	27.23 (27.23)		
	75m:	100m:	59.81 (59.81)		
14	 Broadfoot ...	15	 Wellington ...	59.97	-1.53
				Entry: 1:01.50	
	25m:	50m:	28.46 (28.46)		
	75m:	100m:	59.97 (59.97)		
14	 Bell Lucas	16	 Nelson Coll...	59.97	+0.42
				Entry: 59.55	
	25m:	50m:	27.55 (27.55)		
	75m:	100m:	59.97 (59.97)		
16	 Paki TeRau...	15	 Pompallier ...	59.99	-0.67
				Entry: 1:00.66	
	25m:	50m:	27.02 (27.02)		
	75m:	100m:	59.99 (59.99)		
17	 English Leo	15	 Rotorua Bo...	1:00.11	-3.94
				Entry: 1:04.05	
	25m:	50m:	27.55 (27.55)		
	75m:	100m:	1:00.11 (1:00.11)		
18	 Gu Osbert	16	 Pinehurst S...	1:00.32	+0.12
				Entry: 1:00.20	
	25m:	50m:	27.80 (27.80)		
	75m:	100m:	1:00.32 (1:00.32)		

























19	 Yin Caleb	15	 Auckland G...	1:00.85 Entry: 1:01.99 -1.14
	25m:	50m: 28.17 (28.17)		
	75m:	100m: 1:00.85 (1:00.85)		
20	 Haufe Hans	17	 Pompallier ...	1:00.90 Entry: 1:00.94 -0.04
	25m:	50m: 26.95 (26.95)		
	75m:	100m: 1:00.90 (1:00.90)		
21	 Wang Henry	14	 Rangitoto C...	1:01.23 Entry: 1:01.82 -0.59
	25m:	50m: 28.61 (28.61)		
	75m:	100m: 1:01.23 (1:01.23)		
22	 Delamare ...	17	 Westlake B...	1:01.28 Entry: 1:00.31 +0.97
	25m:	50m: 27.03 (27.03)		
	75m:	100m: 1:01.28 (1:01.28)		
23	 Fuatimau C...	14	 Kings College	1:01.42 Entry: 1:03.75 -2.33
	25m:	50m: 28.84 (28.84)		
	75m:	100m: 1:01.42 (1:01.42)		
24	 Segers Seb...	15	 Kings College	1:01.56 Entry: 1:02.75 -1.19
	25m:	50m: 28.35 (28.35)		
	75m:	100m: 1:01.56 (1:01.56)		
25	 Hewertson ...	16	 Mahurangi ...	1:01.64 Entry: 1:03.21 -1.57
	25m:	50m: 27.86 (27.86)		
	75m:	100m: 1:01.64 (1:01.64)		
26	 Sandford Al...	15	 Whangapar...	1:01.77 Entry: 1:04.05 -2.28
	25m:	50m: 28.01 (28.01)		
	75m:	100m: 1:01.77 (1:01.77)		
27	 Pask Zack	17	 Tauranga B...	1:01.85 Entry: 1:01.48 +0.37
	25m:	50m: 29.18 (29.18)		
	75m:	100m: 1:01.85 (1:01.85)		
28	 Asiata Sam...	17	 Macleans C...	1:01.98 Entry: 1:03.75 -1.77
	25m:	50m: 28.16 (28.16)		
	75m:	100m: 1:01.98 (1:01.98)		
29	 Inwood Ha...	18	 Burnside Hi...	1:02.09 Entry: 1:00.96 +1.13
	25m:	50m: 27.97 (27.97)		
	75m:	100m: 1:02.09 (1:02.09)		
29	 Rowe Sam	16	 Palmerston...	1:02.09 Entry: 1:01.73 +0.36
	25m:	50m: 28.01 (28.01)		
	75m:	100m: 1:02.09 (1:02.09)		

























31	 Charlton Fe...	18	 Mahurangi ...	1:02.18 Entry: 1:03.01 -0.83
	25m:		50m: 28.97 (28.97)	
	75m:		100m: 1:02.18 (1:02.18)	
32	 Holmberg ...	18	 Aquinas Co...	1:02.30 Entry: 1:03.51 -1.21
	25m:		50m: 29.51 (29.51)	
	75m:		100m: 1:02.30 (1:02.30)	
33	 Boonen Cai...	17	 Hamilton B...	1:02.31 Entry: 1:01.02 +1.29
	25m:		50m: 27.39 (27.39)	
	75m:		100m: 1:02.31 (1:02.31)	
34	 Jager Mun	17	 Christ's Col...	1:02.38 Entry: 1:03.16 -0.78
	25m:		50m: 28.06 (28.06)	
	75m:		100m: 1:02.38 (1:02.38)	
35	 Callow Willi...	14	 Christchurc...	1:02.42 Entry: 1:02.54 -0.12
	25m:		50m: 28.75 (28.75)	
	75m:		100m: 1:02.42 (1:02.42)	
35	 Jung-Ishida...	16	 Western He...	1:02.42 Entry: 1:02.94 -0.52
	25m:		50m: 28.87 (28.87)	
	75m:		100m: 1:02.42 (1:02.42)	
37	 Diener Corne	17	 Hamilton B...	1:02.44 Entry: 1:02.91 -0.47
	25m:		50m: 30.03 (30.03)	
	75m:		100m: 1:02.44 (1:02.44)	
38	 Loh Daniel	16	 Macleans C...	1:02.52 Entry: 1:07.54 -5.02
	25m:		50m: 27.67 (27.67)	
	75m:		100m: 1:02.52 (1:02.52)	
39	 Manderson...	16	 Christ's Col...	1:03.16 Entry: 1:01.45 +1.71
	25m:		50m: 28.29 (28.29)	
	75m:		100m: 1:03.16 (1:03.16)	
40	 Pedersen ...	16	 Whangapar...	1:03.18 Entry: 1:05.94 -2.76
	25m:		50m: 28.57 (28.57)	
	75m:		100m: 1:03.18 (1:03.18)	
41	 Sugiyama T...	17	 Otago Boys...	1:03.20 Entry: 1:02.04 +1.16
	25m:		50m: 29.17 (29.17)	
	75m:		100m: 1:03.20 (1:03.20)	
42	 Grace Flynn	17	 St Thomas ...	1:03.24 Entry: 1:01.82 +1.42
	25m:		50m: 28.81 (28.81)	
	75m:		100m: 1:03.24 (1:03.24)	

























42	 Lushkott Ty...	15	 Auckland G...	1:03.24 Entry: 1:03.34 -0.10
	25m:		50m: 29.22 (29.22)	
	75m:		100m: 1:03.24 (1:03.24)	
44	 Hewertson ...	18	 Mahurangi ...	1:03.27 Entry: 1:05.04 -1.77
	25m:		50m: 28.82 (28.82)	
	75m:		100m: 1:03.27 (1:03.27)	
45	 Jenkins Co...	15	 Mount Hutt ...	1:03.38 Entry: 1:03.62 -0.24
	25m:		50m: 29.48 (29.48)	
	75m:		100m: 1:03.38 (1:03.38)	
46	 Skidmore S...	16	 Lindisfarne ...	1:03.39 Entry: 1:02.96 +0.43
	25m:		50m: 27.93 (27.93)	
	75m:		100m: 1:03.39 (1:03.39)	
47	 Joyce Josiah	16	 Hamilton C...	1:03.43 Entry: 1:03.78 -0.35
	25m:		50m: 28.96 (28.96)	
	75m:		100m: 1:03.43 (1:03.43)	
48	 Aloua Finn	14	 Kings College	1:03.53 Entry: 1:03.87 -0.34
	25m:		50m: 30.03 (30.03)	
	75m:		100m: 1:03.53 (1:03.53)	
49	 Wang Justin	16	 Christ's Col...	1:03.59 Entry: 1:02.85 +0.74
	25m:		50m: 29.15 (29.15)	
	75m:		100m: 1:03.59 (1:03.59)	
50	 Wang Henry	14	 Kings College	1:03.61 Entry: 1:03.95 -0.34
	25m:		50m: 29.85 (29.85)	
	75m:		100m: 1:03.61 (1:03.61)	
51	 Tukia Simiosi	15	 Hamilton B...	1:03.69 Entry: 1:06.08 -2.39
	25m:		50m: 28.48 (28.48)	
	75m:		100m: 1:03.69 (1:03.69)	
52	 Wang Elvin	14	 Rangitoto C...	1:03.73 Entry: 1:04.60 -0.87
	25m:		50m: 29.79 (29.79)	
	75m:		100m: 1:03.73 (1:03.73)	
53	 O'Mara Ethan	17	 Wentworth ...	1:03.78 Entry: 1:04.48 -0.70
	25m:		50m: 29.66 (29.66)	
	75m:		100m: 1:03.78 (1:03.78)	
54	 Zhao Rick	15	 Botany Do...	1:03.82 Entry: 1:05.04 -1.22
	25m:		50m: 29.78 (29.78)	
	75m:		100m: 1:03.82 (1:03.82)	

























55	 Lafaele-Pu...	15	 ACG Strath...	1:03.84 Entry: 1:04.78 -0.94
	25m:		50m: 29.50 (29.50)	
	75m:		100m: 1:03.84 (1:03.84)	
56	 Lomas Noah	14	 Rotorua Bo...	1:03.97 Entry: 1:05.31 -1.34
	25m:		50m: 28.89 (28.89)	
	75m:		100m: 1:03.97 (1:03.97)	
57	 Ecclestone ...	15	 Auckland G...	1:04.03 Entry: 1:05.05 -1.02
	25m:		50m: 29.38 (29.38)	
	75m:		100m: 1:04.03 (1:04.03)	
58	 Yang Michael	14	 Kristin School	1:04.33 Entry: 1:06.64 -2.31
	25m:		50m: 30.54 (30.54)	
	75m:		100m: 1:04.33 (1:04.33)	
59	 Wang Runx...	15	 Pinehurst S...	1:04.53 Entry: 1:03.81 +0.72
	25m:		50m: 29.67 (29.67)	
	75m:		100m: 1:04.53 (1:04.53)	
60	 Jessen Ch...	15	 Palmerston...	1:04.56 Entry: 1:06.07 -1.51
	25m:		50m: 28.73 (28.73)	
	75m:		100m: 1:04.56 (1:04.56)	
61	 Freemantle...	16	 St Paul's C...	1:04.58 Entry: 1:07.10 -2.52
	25m:		50m: 29.11 (29.11)	
	75m:		100m: 1:04.58 (1:04.58)	
62	 Thomas Felix	16	 Aotea Colle...	1:04.60 Entry: 1:04.14 +0.46
	25m:		50m: 29.07 (29.07)	
	75m:		100m: 1:04.60 (1:04.60)	
63	 Childs Henry	14	 Huanui Coll...	1:04.63 Entry: 1:07.77 -3.14
	25m:		50m: 29.56 (29.56)	
	75m:		100m: 1:04.63 (1:04.63)	
64	 Ives Lewis	14	 Palmerston...	1:04.68 Entry: 1:06.52 -1.84
	25m:		50m: 30.46 (30.46)	
	75m:		100m: 1:04.68 (1:04.68)	
65	 Narayan Ari	16	 Hamilton B...	1:04.70 Entry: 1:04.91 -0.21
	25m:		50m: 30.19 (30.19)	
	75m:		100m: 1:04.70 (1:04.70)	
66	 Ueno Taiga	18	 Mt Albert G...	1:04.72 Entry: 1:04.84 -0.12
	25m:		50m: 28.98 (28.98)	
	75m:		100m: 1:04.72 (1:04.72)	

























67	 Zhang James	13	 Auckland G...	1:04.99 Entry: 1:05.76 -0.77
	25m:		50m: 29.67 (29.67)	
	75m:		100m: 1:04.99 (1:04.99)	
68	 Champion T...	16	 Kings College	1:05.20 Entry: 1:05.63 -0.43
	25m:		50m: 30.23 (30.23)	
	75m:		100m: 1:05.20 (1:05.20)	
69	 Webby Con...	15	 Mt Albert G...	1:05.26 Entry: 1:04.86 +0.40
	25m:		50m: 30.27 (30.27)	
	75m:		100m: 1:05.26 (1:05.26)	
70	 Dunn Oscar	13	 Westlake B...	1:05.27 Entry: 1:04.96 +0.31
	25m:		50m: 30.62 (30.62)	
	75m:		100m: 1:05.27 (1:05.27)	
71	 McEwan R...	16	 Mt Maunga...	1:05.34 Entry: 1:06.12 -0.78
	25m:		50m: 30.81 (30.81)	
	75m:		100m: 1:05.34 (1:05.34)	
72	 Karena Luke	16	 Henderson ...	1:05.35 Entry: 1:04.66 +0.69
	25m:		50m: 30.03 (30.03)	
	75m:		100m: 1:05.35 (1:05.35)	
72	 Boocock Ja...	14	 Nelson Coll...	1:05.35 Entry: 1:04.51 +0.84
	25m:		50m: 29.26 (29.26)	
	75m:		100m: 1:05.35 (1:05.35)	
74	 Liu Sonny	15	 Pinehurst S...	1:05.37 Entry: 1:06.06 -0.69
	25m:		50m: 30.04 (30.04)	
	75m:		100m: 1:05.37 (1:05.37)	
75	 Byrne Cullen	17	 Palmerston...	1:05.39 Entry: 1:07.21 -1.82
	25m:		50m: 29.97 (29.97)	
	75m:		100m: 1:05.39 (1:05.39)	
76	 Thompson ...	17	 Amuri Area ...	1:05.55 Entry: 1:05.02 +0.53
	25m:		50m: 30.41 (30.41)	
	75m:		100m: 1:05.55 (1:05.55)	
77	 Cryer Max	15	 Te Aroha C...	1:05.56 Entry: 1:05.60 -0.04
	25m:		50m: 29.81 (29.81)	
	75m:		100m: 1:05.56 (1:05.56)	
78	 Hyde-Hills ...	15	 Taradale Hi...	1:05.58 Entry: 1:05.77 -0.19
	25m:		50m: 30.25 (30.25)	
	75m:		100m: 1:05.58 (1:05.58)	


79	 Leech Char...	15	 Christchurc...	1:05.59 Entry: 1:05.19 +0.40
	25m:		50m: 31.39 (31.39)	
	75m:		100m: 1:05.59 (1:05.59)	
80	 McFarlane ...	17	 Kings High ...	1:05.68 Entry: 1:04.41 +1.27
	25m:		50m: 29.89 (29.89)	
	75m:		100m: 1:05.68 (1:05.68)	
81	 Ng Jayden	15	 Newlands ...	1:05.78 Entry: 1:06.31 -0.53
	25m:		50m: 30.47 (30.47)	
	75m:		100m: 1:05.78 (1:05.78)	
82	 Yang Jonat...	13	 Rangitoto C...	1:05.79 Entry: 1:06.35 -0.56
	25m:		50m: 31.63 (31.63)	
	75m:		100m: 1:05.79 (1:05.79)	
83	 Hurbuns Ril...	17	 Rangitoto C...	1:05.93 Entry: 1:05.01 +0.92
	25m:		50m: 30.16 (30.16)	
	75m:		100m: 1:05.93 (1:05.93)	
84	 Graham Luca	17	 St Andrew's...	1:05.98 Entry: 1:05.47 +0.51
	25m:		50m: 28.61 (28.61)	
	75m:		100m: 1:05.98 (1:05.98)	
84	 Cave Thomas	15	 Christ's Col...	1:05.98 Entry: 1:05.74 +0.24
	25m:		50m: 29.10 (29.10)	
	75m:		100m: 1:05.98 (1:05.98)	
86	 Wren Isaac	15	 Hamilton B...	1:06.09 Entry: 1:07.82 -1.73
	25m:		50m: 30.70 (30.70)	
	75m:		100m: 1:06.09 (1:06.09)	
87	 Williams Joel	17	 Shirley Boy...	1:06.10 Entry: 1:06.30 -0.20
	25m:		50m: 29.65 (29.65)	
	75m:		100m: 1:06.10 (1:06.10)	
88	 McNabb Fi...	17	 Marlboroug...	1:06.12 Entry: 1:03.78 +2.34
	25m:		50m: 29.08 (29.08)	
	75m:		100m: 1:06.12 (1:06.12)	
89	 Li Shawn	13	 Pinehurst S...	1:06.18 Entry: 1:09.91 -3.73
	25m:		50m: 30.71 (30.71)	
	75m:		100m: 1:06.18 (1:06.18)	
90	 Reddy Veer...	17	 Saint Kenti...	1:06.20 Entry: 1:06.41 -0.21
	25m:		50m: 28.65 (28.65)	
	75m:		100m: 1:06.20 (1:06.20)	

91	 Carlisle Aiden	13	 Taradale Hi...	1:06.38 Entry: 1:07.36 -0.98
	25m:		50m: 31.08 (31.08)	
	75m:		100m: 1:06.38 (1:06.38)	
91	 Sun Michael	15	 Auckland G...	1:06.38 Entry: 1:05.50 +0.88
	25m:		50m: 29.94 (29.94)	
	75m:		100m: 1:06.38 (1:06.38)	
91	 Barton Do...	14	 Kristin School	1:06.38 Entry: 1:07.96 -1.58
	25m:		50m: 30.92 (30.92)	
	75m:		100m: 1:06.38 (1:06.38)	
94	 Stone Haden	15	 Mt Albert G...	1:06.41 Entry: 1:07.54 -1.13
	25m:		50m: 30.32 (30.32)	
	75m:		100m: 1:06.41 (1:06.41)	
95	 Delamare ...	15	 Westlake B...	1:06.51 Entry: 1:07.47 -0.96
	25m:		50m: 29.78 (29.78)	
	75m:		100m: 1:06.51 (1:06.51)	
96	 Prajogo Vin...	17	 Westlake B...	1:06.71 Entry: 1:06.24 +0.47
	25m:		50m: 29.74 (29.74)	
	75m:		100m: 1:06.71 (1:06.71)	
97	 Joseph Jonny	15	 Mt Albert G...	1:06.92 Entry: 1:07.53 -0.61
	25m:		50m: 31.57 (31.57)	
	75m:		100m: 1:06.92 (1:06.92)	
98	 Tilley Christ...	16	 Hillcrest Hi...	1:06.97 Entry: 1:07.30 -0.33
	25m:		50m: 31.47 (31.47)	
	75m:		100m: 1:06.97 (1:06.97)	
99	 Rankin Leo...	17	 Rotorua La...	1:07.03 Entry: 1:05.22 +1.81
	25m:		50m: 29.37 (29.37)	
	75m:		100m: 1:07.03 (1:07.03)	
100	 Wong Lucas	13	 Macleans C...	1:07.17 Entry: 1:10.14 -2.97
	25m:		50m: 30.62 (30.62)	
	75m:		100m: 1:07.17 (1:07.17)	
101	 Tauu Isaiah	14	 ACG Strath...	1:07.24 Entry: 1:06.61 +0.63
	25m:		50m: 30.55 (30.55)	
	75m:		100m: 1:07.24 (1:07.24)	
102	 Calder-Kerr...	15	 Palmerston...	1:07.26 Entry: 1:07.24 +0.02
	25m:		50m: 30.22 (30.22)	
	75m:		100m: 1:07.26 (1:07.26)	

103	 Setford Kyle	14	 St Johns C...	1:07.30 Entry: 1:08.27 -0.97
	25m:		50m: 29.93 (29.93)	
	75m:		100m: 1:07.30 (1:07.30)	
104	 Chua Jing	15	 Pukekohe ...	1:07.46 Entry: 1:06.03 +1.43
	25m:		50m: 31.06 (31.06)	
	75m:		100m: 1:07.46 (1:07.46)	
105	 Rowlands J...	14	 New Plymo...	1:07.47 Entry: 1:07.77 -0.30
	25m:		50m: 30.34 (30.34)	
	75m:		100m: 1:07.47 (1:07.47)	
106	 Aves Austin	14	 Kings College	1:07.50 Entry: 1:06.29 +1.21
	25m:		50m: 29.89 (29.89)	
	75m:		100m: 1:07.50 (1:07.50)	
107	 Crisp Tom	14	 Tauranga B...	1:07.54 Entry: 1:06.90 +0.64
	25m:		50m: 31.04 (31.04)	
	75m:		100m: 1:07.54 (1:07.54)	
108	 Kehoe Ethan	17	 Wellington ...	1:07.61 Entry: 1:05.97 +1.64
	25m:		50m: 30.93 (30.93)	
	75m:		100m: 1:07.61 (1:07.61)	
109	 Sasamoto ...	14	 Gisborne B...	1:08.12 Entry: 1:09.35 -1.23
	25m:		50m: 32.19 (32.19)	
	75m:		100m: 1:08.12 (1:08.12)	
110	 Houghton L...	15	 Bethlehem ...	1:08.41 Entry: 1:06.86 +1.55
	25m:		50m: 32.43 (32.43)	
	75m:		100m: 1:08.41 (1:08.41)	
111	 Turei Braden	14	 Havelock N...	1:08.48 Entry: 1:05.45 +3.03
	25m:		50m: 31.79 (31.79)	
	75m:		100m: 1:08.48 (1:08.48)	
112	 Watt Coby	14	 Whangapar...	1:08.61 Entry: 1:12.14 -3.53
	25m:		50m: 31.23 (31.23)	
	75m:		100m: 1:08.61 (1:08.61)	
113	 Zhao Austin	13	 Saint Kenti...	1:08.62 Entry: 1:12.60 -3.98
	25m:		50m: 31.82 (31.82)	
	75m:		100m: 1:08.62 (1:08.62)	
114	 Yuan Gary	17	 Auckland G...	1:08.68 Entry: 1:05.09 +3.59
	25m:		50m: 31.48 (31.48)	
	75m:		100m: 1:08.68 (1:08.68)	

115	 Chugg Willi...	15	 Papamoa C...	1:08.87 Entry: 1:08.30 +0.57
	25m:		50m: 30.82 (30.82)	
	75m:		100m: 1:08.87 (1:08.87)	
116	 Fukushima-...	16	 Gisborne B...	1:08.89 Entry: 1:07.14 +1.75
	25m:		50m: 30.66 (30.66)	
	75m:		100m: 1:08.89 (1:08.89)	
116	 Forlong Ha...	14	 Aquinas Co...	1:08.89 Entry: 1:09.44 -0.55
	25m:		50m: 32.44 (32.44)	
	75m:		100m: 1:08.89 (1:08.89)	
118	 Vorster Joh...	13	 Rangitoto C...	1:08.92 Entry: 1:09.67 -0.75
	25m:		50m: 32.26 (32.26)	
	75m:		100m: 1:08.92 (1:08.92)	
119	 Hape TeMa...	16	 Te Kura Ka...	1:08.94 Entry: 1:07.71 +1.23
	25m:		50m: 29.51 (29.51)	
	75m:		100m: 1:08.94 (1:08.94)	
120	 Huang Des...	14	 Kings College	1:09.08 Entry: 1:10.41 -1.33
	25m:		50m: 31.23 (31.23)	
	75m:		100m: 1:09.08 (1:09.08)	
121	 Maunder J...	18	 Westlake B...	1:09.17 Entry: 1:05.53 +3.64
	25m:		50m: 32.01 (32.01)	
	75m:		100m: 1:09.17 (1:09.17)	
122	 Peris Shee...	14	 Green Bay ...	1:09.52 Entry: 1:11.70 -2.18
	25m:		50m: 31.09 (31.09)	
	75m:		100m: 1:09.52 (1:09.52)	
123	 Zhang Steve	13	 Wentworth ...	1:10.31 Entry: 1:12.42 -2.11
	25m:		50m: 32.59 (32.59)	
	75m:		100m: 1:10.31 (1:10.31)	
124	 Hansen Fin...	14	 Nelson Coll...	1:10.35 Entry: 1:10.78 -0.43
	25m:		50m: 32.17 (32.17)	
	75m:		100m: 1:10.35 (1:10.35)	
125	 Maritz Luan	14	 Rangitoto C...	1:10.70 Entry: 1:12.15 -1.45
	25m:		50m: 31.46 (31.46)	
	75m:		100m: 1:10.70 (1:10.70)	
126	 Winter Benj...	13	 Home School	1:10.74 Entry: 1:10.45 +0.29
	25m:		50m: 31.39 (31.39)	
	75m:		100m: 1:10.74 (1:10.74)	

127	 Bradshaw J...	15	 Rathkeale ...	1:11.13 Entry: 1:09.27 +1.86
	25m:		50m: 32.43 (32.43)	
	75m:		100m: 1:11.13 (1:11.13)	
128	 Shivnan Sa...	14	 Tauranga B...	1:11.17 Entry: 1:12.40 -1.23
	25m:		50m: 32.67 (32.67)	
	75m:		100m: 1:11.17 (1:11.17)	
129	 Ling Hayden	13	 Sancta Mar...	1:11.31 Entry: 1:11.87 -0.56
	25m:		50m: 33.75 (33.75)	
	75m:		100m: 1:11.31 (1:11.31)	
130	 Li'Wagener...	14	 Mt Maunga...	1:11.34 Entry: 1:11.75 -0.41
	25m:		50m: 34.18 (34.18)	
	75m:		100m: 1:11.34 (1:11.34)	
131	 Booker Owen	13	 Lindisfarne ...	1:11.40 Entry: 1:12.42 -1.02
	25m:		50m: 32.53 (32.53)	
	75m:		100m: 1:11.40 (1:11.40)	
132	 Cui Jonathan	13	 Wellington ...	1:11.56 Entry: 1:11.39 +0.17
	25m:		50m: 32.34 (32.34)	
	75m:		100m: 1:11.56 (1:11.56)	
133	 Murdoch S...	13	 Hamilton B...	1:11.99 Entry: 1:13.32 -1.33
	25m:		50m: 33.20 (33.20)	
	75m:		100m: 1:11.99 (1:11.99)	
134	 Hodge Oscar	13	 Wellington ...	1:12.34 Entry: 1:10.73 +1.61
	25m:		50m: 34.21 (34.21)	
	75m:		100m: 1:12.34 (1:12.34)	
135	 Barrett-Ha...	13	 Green Bay ...	1:12.66 Entry: 1:14.50 -1.84
	25m:		50m: 32.46 (32.46)	
	75m:		100m: 1:12.66 (1:12.66)	
136	 Dixon Levi	13	 Aquinas Co...	1:12.99 Entry: 1:13.77 -0.78
	25m:		50m: 32.92 (32.92)	
	75m:		100m: 1:12.99 (1:12.99)	
137	 Alexander ...	13	 Gisborne B...	1:13.76 Entry: 1:14.47 -0.71
	25m:		50m: 33.38 (33.38)	
	75m:		100m: 1:13.76 (1:13.76)	
138	 Williams O...	16	 St Johns C...	1:14.59 Entry: 1:06.91 +7.68

	25m:	50m: 33.05 (33.05)		
	75m:	100m: 1:14.59 (1:14.59)		
-	 Phillips Arian	15	 Mahurangi ...	DSQ
-	 Elliott Gray...	17	 Hamilton B...	DSQ
-	 Avery Sea...	13	 Orewa Coll...	DSQ